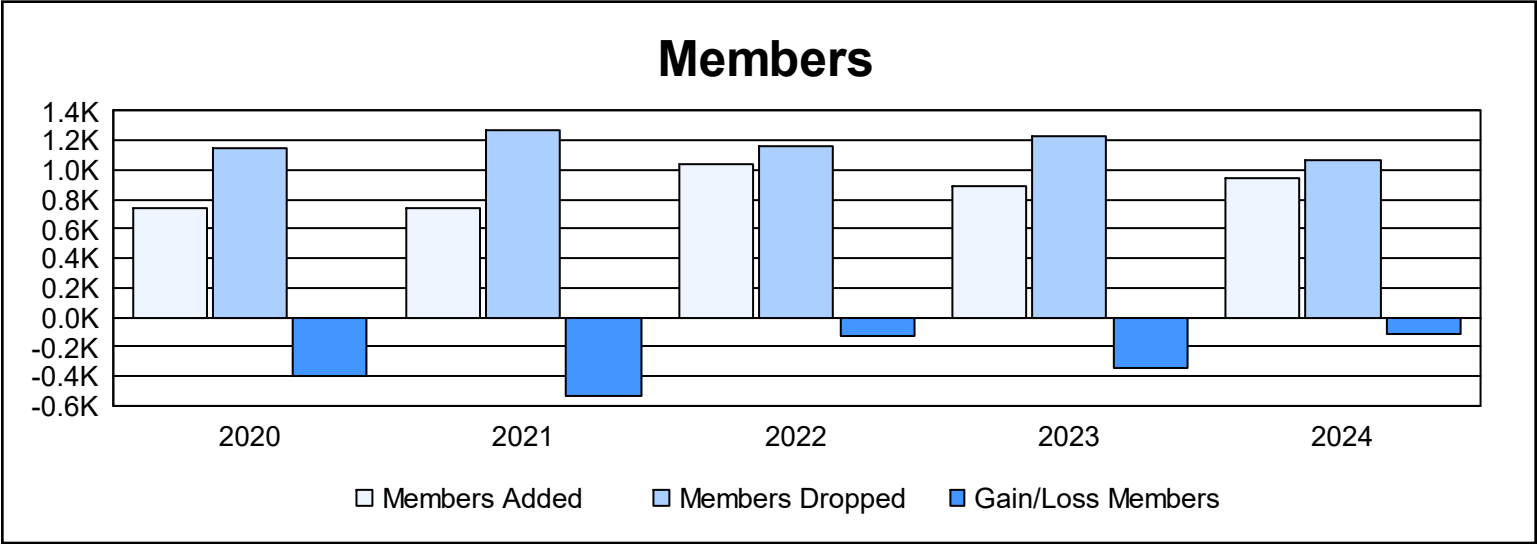
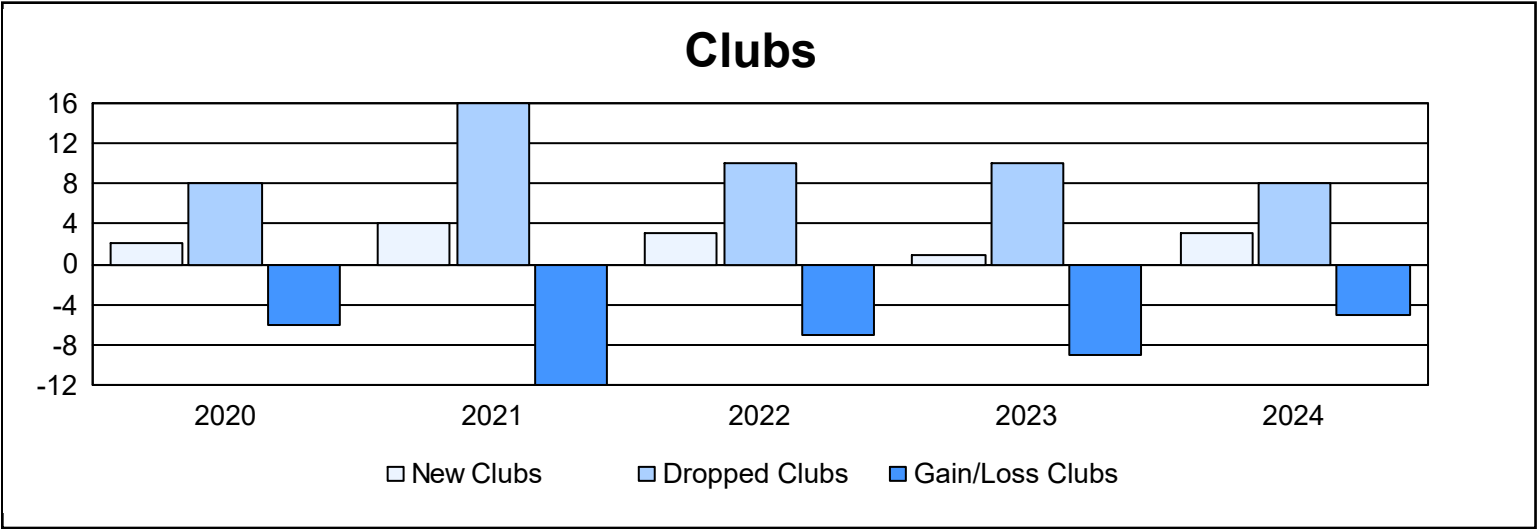
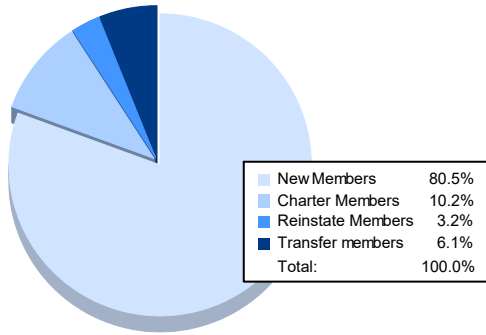


Year	New Clubs	Dropped Clubs	Gain/ Loss Clubs	New Members	Charter Members	Reinstate Members	Transfer Members	Total Member Added	Total Members Dropped	Gain/ Loss Members
2019-2020	2	8	-6	583	58	56	48	745	1,149	-404
2020-2021	4	16	-12	537	103	34	69	743	1,271	-528
2021-2022	3	10	-7	857	89	46	48	1,040	1,163	-123
2022-2023	1	10	-9	759	35	52	43	889	1,227	-338
2023-2024	3	8	-5	766	97	30	58	951	1,066	-115
Average	3	10	-8	700	76	44	53	874	1,175	-302



Membership Composition June 2024 Cumulative



Gender Composition June 2024 Cumulative

